

# ROUNDYS. eLearning presents... The Mariano's Learning Marketplace!

ROUNDYS. eLearning

Edit Page Mary

Home My Courses Reference Center Help Roundy's Learning Marketplace

 Welcome to the **MARIANO'S LEARNING MARKETPLACE!**

Team Member Guide to the NEW Mariano's Learning Marketplace

Need to add more departments and levels to your shopping basket of knowledge? Click on a department to start loading your cart!



Bakery



Deli



Demo



Floral



Front End



General



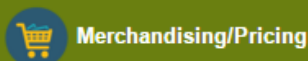
Hot Foods/Todd's



Logistics



Meat & Seafood



Merchandising/Pricing



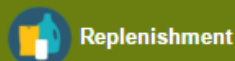
Oyster Bar



Produce



Receiving



Replenishment



Sushi



Sweet Shoppe



Vero

## The PSM Aisle

Team Member Guide to the NEW Mariano's Learning Marketplace

Where can I cross-train?

Admin Guide to the NEW Mariano's Learning Marketplace

Reporting Quick Reference

Technical Troubleshooting

Revoking Food Handler course when learner fails

Weekly Training Sign-up Sheet

Weekly Computer Training Grid

## ALL NEW Training is *HERE!*

**NEW** Passports    **NEW** Courses    **NEW** Passport Bundles




**NEW** Hands-on Checklists & Job Aids

# Training Tools & Self-Enrolling

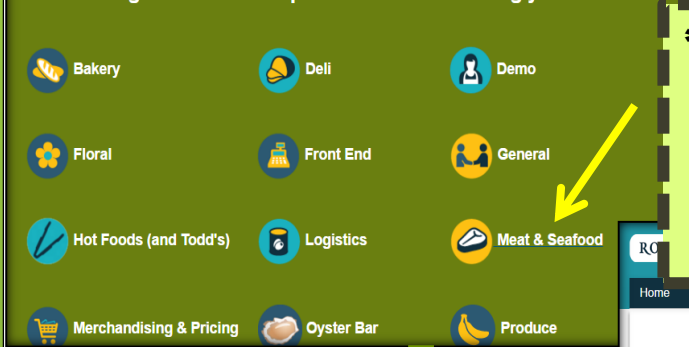
*Need to level-up, cross-train, or sign-up for a specialty\* department?  
Need to print your passport or hands-on checklists?*

Visit the Mariano's Learning Marketplace!

**1** Go to Roundy's Learning Marketplace, then choose your location



**2** Click on your department to visit your Department's Training Page




**\*NOTE -**

ALL Sushi, Vero, Sweet Shoppe, and Oyster Bar team members should automatically come to THIS page to enroll in their courses. Please ignore any Deli, Meat & Seafood, or Produce assignments unless cross-training.

**3** Print Passports, Hands-on Checklists & Job Aids here

**Tip: print passports 2-sided if possible and set printer settings to "flip on short side"**

**Enroll in a Passport Bundle to cross-train or level-up**



# Tips for Completing Training

## 1 Log-in

- Click **Roundy's eLearning** from the RLDC drop down menu on the Roundy's Online homepage

Username: 6– digit employee ID number

Password: Same password used for Employee Self Service



**You must set-up your password in Employee Self Service before you can access Roundy's eLearning. Contact the Help desk with Password issues 414-231-7100**

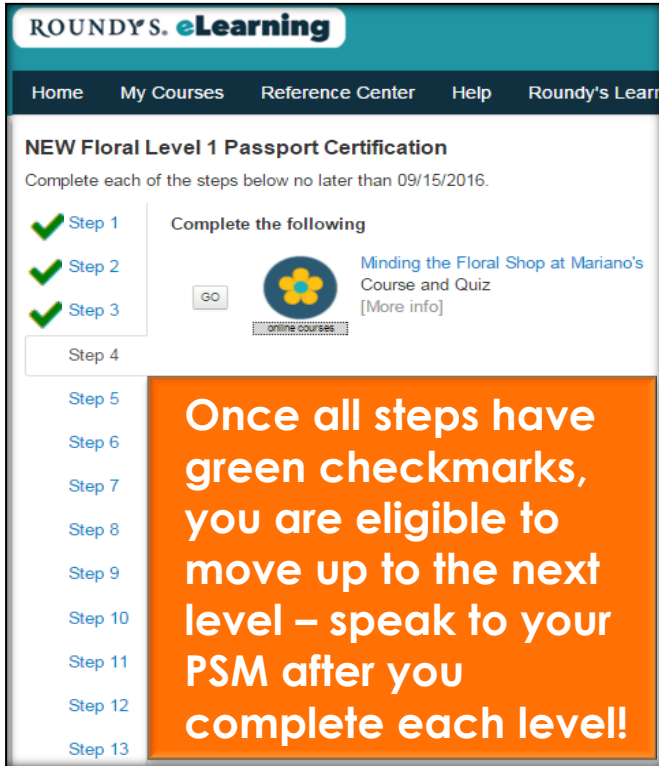
## 2 View My Courses

- Click **My Courses** to begin taking your assigned passport bundles
- Visit the Mariano's Learning Marketplace to Self-Enroll if you do not see your courses (see pg. 2)
- Click **GO** to start or resume a course or see assignment or certification details



# Tips for Completing Training

## 3 Take your courses & get certified



Follow the steps in order to complete your bundle.

Print hands-on checklists by visiting the **Mariano's Learning Marketplace**.

Once you complete the checklist, your manager will sign your passport and then you will sign-off in Roundy's eLearning. Your PSM will cross-check your sign-off with your paper passport.

Once you complete courses, quizzes, & hands-on checklists at each step, you will see the green checkmark, and the next step in the bundle will be unlocked.

## 4 View Your Transcript

Click the arrow next to your name in the top right corner and **Select My Account**

Click **Transcript** to view your completed and incomplete courses

